

■ Description

FUJI can supply a variety of terminal blocks for switchboard or switchgear use. FUJI terminal blocks and end barriers are strongly constructed from a phenol resin and have adequate creepage distance and excellent insulation characteristics. Good connections are assured by convenient screw terminals and solderless box lugs. All terminal blocks are designed to carry their rated amperage without danger of overheating. FUJI terminal blocks are available in a variety of types, some of which are illustrated on this page.

AYBN type is simple to assemble and is designed to speed up installation. It is available in up to 12 poles and 600 Amps versions.


AYBS type terminal blocks are made from the highest quality phenol resin and resists tracking. Current ratings are available up to 115 Amps and 12 poles. The customer is required to assemble the channel-mounted type himself. The modular construction allows the number of blocks in a channel to be increased or decreased very easily.

TV type small size 3-pole terminal blocks. These terminal blocks can be fitted with grounding metal plate on request.

AYHN type is a modular combination type terminal block section available in screw, box lug, wrapping tab and other types. This terminal is suitable for small capacity circuit applications. In addition we can also supply the **FN220D type** which is provided with an isolating switch, and **SKT type** power terminal blocks, which are used in motor circuits, power source and similar circuits.

TS type terminal blocks are rail mounted type.

Testing terminals type **TT** for CT, CT secondary circuits are also available.



Type LT2E

Rail mounted type terminal blocks
600 volts 22 to 600 Amps

■ Further information: See page 04/237.



SB-232



SB-277


Type AYBN

General purpose terminal blocks
600 Volts 15 to 600 Amps

■ Further information: See page 04/228.



SB-279



SB-279

Type AYBS

High quality terminal blocks
600 Volts 49 to 115 Amps

■ Further information: See page 04/230.



SG-200

Type TV

Terminal blocks with stud terminal
600 Volts 115 to 298 Amps

■ Further information: See page 04/231.



SDO-0101M

Type AYHN

Rail mounted type smaller size combination terminal blocks
250, 600 Volts AC/DC 15 Amps

■ Further information: See page 04/232.



SDO-0098M

Type FN220D

Rail mounted terminal blocks with isolating switch
600 Volts 10 Amps

■ Further information: See page 04/233.




AF01-220

Type SKT

Terminal block with pressure solderless box lug type connector on one side and screw type connector on the other.

600 Volts 50 to 200 Amps

■ Further information: See page 04/234.



SH-1515

Type TS

Rail mounted type terminal blocks for customer assembly.

600 volts, 49, 88 and 115 Amps

■ Further information: See page 04/236.



SDO-0095M

Type TT

Testing terminal and link for PT and CT circuit
250 Volts AC/DC 20 Amps

■ Further information: See page 04/242.

■ Wire gauge and square

The following table shows the relationship between B.W.G., A.W.G. wire gauge and mm² cross-sections. In this catalog wire sizes are quoted in mm². Please use this table for reference.

Gauge	A.W.G.	Square	Gauge	A.W.G.	Square
B.W.G.		mm ²	B.W.G.		mm ²
	4/0	107.2	12	9	6.6
4/0		104.2		10	6.0
3/0		91.6	13	11	5.3
	3/0	85.2		12	4.6
2/0		73.2		13	4.2
	2/0	67.5	14	14	3.5
0		58.6		15	3.3
	0	53.5	15	16	2.63
1		45.6		17	2.14
	1	42.4		18	2.08
2		40.9	17	19	1.71
3		34.0		20	1.65
	2	33.6	18	21	1.32
4		28.7		22	1.22
	3	26.7		23	1.03
5		24.5	19	24	0.89
	4	21.2		25	0.81
6		20.9		26	0.66
	5	16.8	20	27	0.62
7		16.4		28	0.52
	6	13.8	21	29	0.41
8		13.3		30	0.40
	7	11.1	22	31	0.32
9		10.5		32	0.32
	8	9.1	23	33	0.26
10		8.3		34	0.25
	9	7.3	24	35	0.20
11				36	0.20

B.W.G. Birmingham Wire Gauge
A.W.G. American Wire Gauge