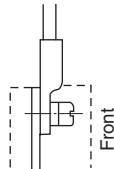
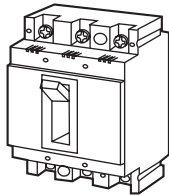


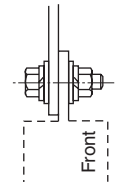
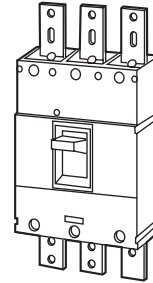
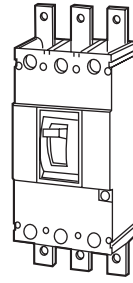


■ Terminal connection/Front mounting, front connection




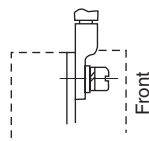

Flat terminal

Self lifting screw	Breaker type	Size
	SA30C EA30AC SA50C EA50AC SA50RC EA50C	M5 × 14
	SA60C EA60C SA60RC EA100AC EA100C	M8 × 15

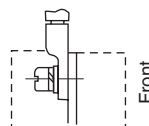


Flat terminal



Hexagonal head bolt	Breaker type	Size
	SA400C EA400C SA400RC	M12 × 35
	SA600RC EA600C SA800RC EA800C	M12 × 40



or



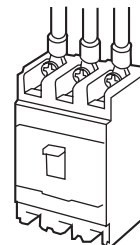
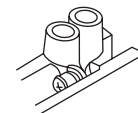
Flat terminal

Self lifting screw	Breaker type	Size
	SA100C SA100RC	M8 × 14
	SA225C EA225C SA225RC	M8 × 16

Type of connection/up to 225AF

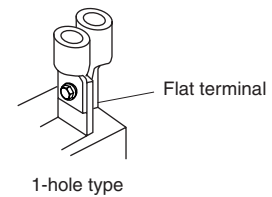
Front mounting front connection

Direct connection



Flat terminal connection

Flat terminals are required.



Flat bar studs/1-hole type

Breaker type	Pole	Type of flat terminal
SA30C, SA50C, SA50RC EA30AC, EA50AC, EA50C	2 3	BZ6S10C502 BZ6S10C503
SA60C, SA60RC EA60C, EA100C *	2 3	BZ6S10C1002 BZ6S10C1003
SA100C, SA100RC	2 3	BZ-S35B-1002 BZ-S35B-1003
SA225C, SA225RC EA225C	2 3	BZ-S50B-2252 BZ-S50B-2253

* EA100C breaker of rated current 50A: BZ6S10C502 or 503.