


UL506 and UL1446 approved low-voltage control power transformers

■ **Features**

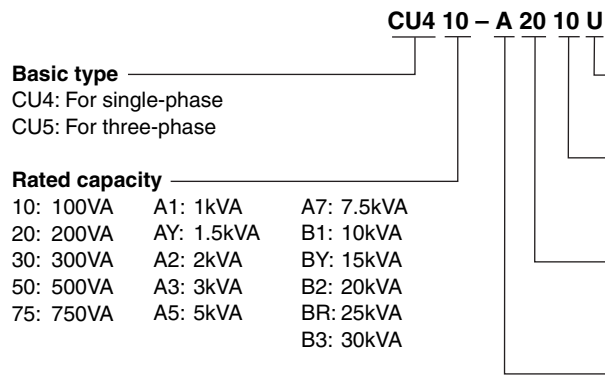
- Approval for UL506 (Specialty Transformer) and UL1446 (System of Insulating Materials — General)
 UL506: File No. E243896
 UL1446: File No. E243895
- All products have UL, c-UL, and CE marking.
- A wide product range is available.



■ **Specifications**

Type	Single-phase transformer CU4-U	Three-phase transformer CU5-U
Capacity	100VA, 200VA, 300VA, 500VA, 750VA 1kVA, 1.5kVA, 2kVA, 3kVA, 5kVA	5kVA, 7.5kVA, 10kVA, 15kVA, 20kVA, 25kVA, 30kVA
Frequency	50/60Hz	50/60Hz
Primary voltage	200/210/220/230/240V 380/400/415/440/460/480V	200/208/220/230/240V 380/400/415/440/460/480V
Secondary voltage	100/110/115/120V 200/208/220/230/240V	200/220V
Insulation class	100 to 200VA A Class 300VA to 3kVA B Class 5kVA H Class	H Class
Degree of protection	IP00	IP00
Shield	Electrostatic shield	Electrostatic shield
Connection and terminal layout		

■ **Type number nomenclature**



■ **Ordering information**

- Specify the following:
 1. Type number

Control Power Transformers

CU4, CU5

UL approved

■ Type and ratings

Single-phase

Type	Rated capacity	Insulation class	Dimensions (mm)							Terminal diameter (mm)		Mass (kg)
			Fig.	A	D	E	X	H	J	Mounting hole	Grounding	
CU410-A 2010U	100VA	A	Fig. 1	90	62	68	120	120	4.5×9	4	3	2.2
CU420-A 2010U	200VA	A		100	69	90	135	125	4.5×9	4	3	3.6
CU430-B 2010U	300VA	B		135	88	70	120	160	6×10	4	3	5.3
CU450-B 2010U	500VA	B		135	88	110	180	180	6×10	4	3	9.2
CU475-B 2010U	750VA	B		160	110	109	180	195	8×12	4	4	12
CU4A1-B 2010U	1kVA	B		160	110	119	190	195	8×12	4	4	14
CU4AY-B 2010U	1.5kVA	B		185	115	116	190	220	8×12	4	4	19
CU4A2-B 2010U	2kVA	B		185	115	144	230	220	8×12	4	4	24
CU4A3-B 2010U	3kVA	B	Fig. 2	230	130	160	260	260	8×12	5	4	39
CU4A5-H 2010U	5kVA	H		250	180	180	310	290	10×15	5	6	51

Three-phase

Type	Rated capacity	Insulation class	Dimensions (mm)							Terminal diameter (mm)		Mass (kg)
			Fig.	A	D	E	X	H	J	Mounting hole	Grounding	
CU5A5-H 4020U	5kVA	H	Fig. 3	330	160	138	210	330	10×15	5	4	46
CU5A7-H 4020U	7.5kVA	H		400	200	146	250	380	10×15	5	4	69
CU5B1-H 4020U	10kVA	H	Fig. 4	400	200	161	280	400	10×15	5	6	83
CU5BY-H 4020U	15kVA	H		450	200	198	330	450	12×18	5	6	108
CU5B2-H 4020U	20kVA	H		450	200	208	340	450	12×18	6	6	119
CU5BR-H 4020U	25kVA	H		500	300	200	350	490	14×21	6	6	143
CU5B3-H 4020U	30kVA	H		500	300	220	390	490	14×21	6	6	167

■ Dimensions, mm

Fig. 1

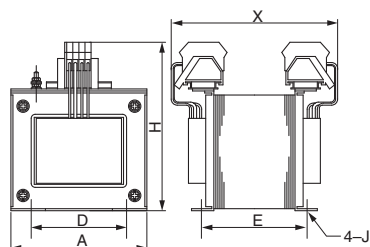


Fig. 2

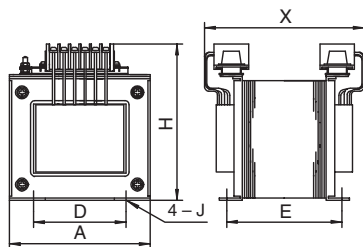


Fig. 3

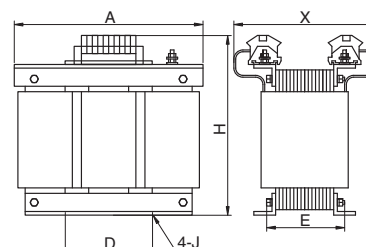


Fig. 4

