

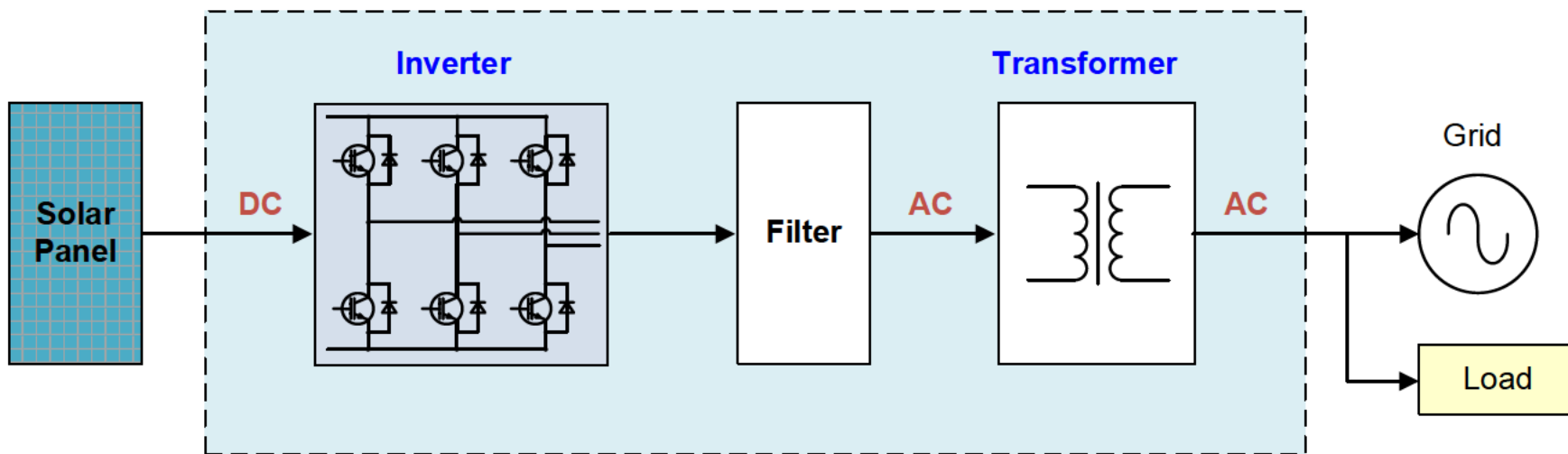


Fuji IGBT Modules for Solar Inverter

2021.12

Device Application Technology Dept.
Sales Division
Semiconductors Business Group

- **Topology in solar inverter**
- Fuji's solutions for 2 level topology
- Fuji's solutions for 3 level topology
- Introduction of Gate Driver Unit (GDU) and Snubber capacitors



■ Feature of solar inverter: High efficiency, High reliability.

	General inverter	Solar inverter
Input voltage	AC (Ex. 400V \pm 10%)	DC 400~1000V
Output frequency	Ex. 0.5~120Hz	50 / 60Hz
Efficiency	90~95%	> 95%
Overload	150~200%	100~120%
Device (ex. 30kW)	1200V / 150A	1200V / 200A


Topology in solar inverter

Type	Single-phase inverter	2-level inverter	NPC 3-level inverter	AT-NPC 3-level with RB-IGBT
Circuit				
Device	IGBT:600V	IGBT:1200V	IGBT:600V	IGBT:1200V +600V(RB-IGBT)
Output Voltage				
Capacity	< 10kW	> 10kW	> 10kW	> 10kW

- Topology in solar inverter
- Fuji's solutions for 2 level topology
- Fuji's solutions for 3 level topology
- Introduction of Gate Driver Unit (GDU) and Snubber capacitors

Discrete IGBT

TO-247



Standard 2in1

M263
Size:94 x 34 x 30mm



M274
Size:92 x 45 x 30mm



M275, M276
Size:94 x 34 x 30mm



M277
Size:110 x 80 x 30mm



Dual XT

M254, M285
Size:150 x 62 x 17mm

M254

M285



PrimePACK™

M271
Size:172 x 89 x 38mm


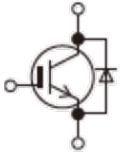
M272
Size:250 x 89 x 38mm

M291
Size:250 x 89 x 38mm


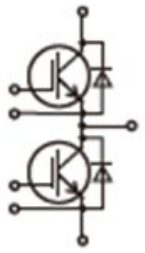






Note: PrimePACK™ is registered trademarks of Infineon Technology AG, Germany.

Fuji Dis-IGBT, IGBT modules for 2 level topology - STD 2in1


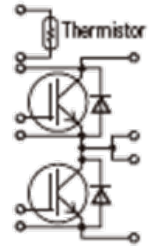


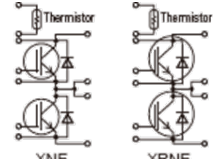

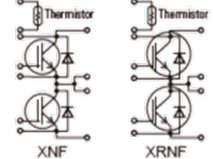
	Device type ^{※1}	Current	Voltage	Package	Equivalent circuit
XS series	FGW**XS120C	40A 75A ^{※2}	1200V	TO-247 	

※1 “**” is rated current. ※2 Under development

	V series		X series		Voltage	Package	Equivalent circuit
	Device type ^{※1}	Current	Device type ^{※1}	Current			
Standard 2in1	2MBI**VA-120-50	75A 100A 150A	2MBI**XAA120-50	100A 150A 200A	1200V	M263:94 x 34 x 30mm 	
	2MBI**VB-120-50	150A 200A	2MBI**XBE120-5	200A 300A	1200V	M274:92 x 45 x 30mm 	
	2MBI**VD-120-50	300A 400A	2MBI**XDE120-50	400A 600A	1200V	M275:108 x 62 x 30.5mm 	
	2MBI**VH-120-50 2MBI**VH-120-80	200A 300A 450A	2MBI**XHA120-50	300A 450A 600A	1200V	M276:108 x 62 x 30.5mm 	
	2MBI**VE-120-50 2MBI**VE-120-80	300A 450A 600A	2MBI**XEE120-50	450A 600A	1200V	M277:110 x 80 x 30mm 	


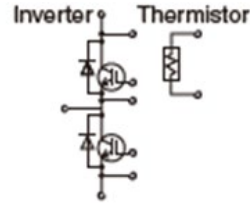

※1 “**” is rated current.

Fuji IGBT modules for 2 level topology - Dual XT


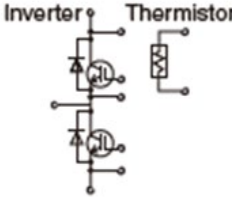

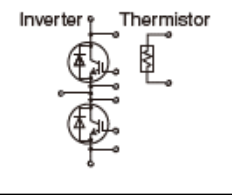

	V series		X series		Voltage	Package	Equivalent circuit
	Device type※1	Current	Device type※1	Current			
Dual XT	2MBI**VN-120-50 2MBI**VN-120-80	225A 300A 450A 600A	2MBI**XNA120-50	225A 300A 450A	1200V	M254:150 x 62 x 17mm Solder pins 	
	2MBI**VN-120S-50	225A 300A 450A	2MBI600XNG120-50	600A	1200V		
	2MBI**VN-120S-80	300A 450A	—	—	1200V		
	2MBI**VX-120-50 2MBI**VX-120-80	225A 300A 450A 600A	2MBI**XNB120-50	225A 300A 450A	1200V	M282:150 x 62 x 17mm Press fit pins 	
	—	—	2MBI600XNH120-50	600A	1200V		
	—	—	2MBI**XNE120-50	600A 800A	1200V	M285:150 x 62 x 17mm Solder pins 	
	—	—	2MBI1000XRNE120-50	1000A	1200V		
	—	—	2MBI**XNF120-50	600A 800A	1200V	M286:150 x 62 x 17mm Press fit pins 	
	—	—	2MBI1000XRNF120-50	1000A	1200V		

※1 “**” is rated current.

Fuji IGBT modules for 2 level topology - PrimePACK™

	V series				Voltage	Package	Equivalent circuit
	Low switching loss		Soft turn off				
	Device type ^{※1}	Current	Device type	Current			
PrimePACK™	2MBI**VXA-120E-50 2MBI**VXA-120E-80 2MBI**VXA-120E-54	600A 900A	2MBI900VXA-120P-50 2MBI900VXA-120P-80 2MBI900VXA-120P-54	900A	1200V	M271:172 x 89 x 38mm 	
	2MBI1400VXB-120E-50 2MBI1400VXB-120E-80 2MBI1400VXB-120E-54	1400A	2MBI1400VXB-120P-50 2MBI1400VXB-120P-80 2MBI1400VXB-120P-54	1400A	1200V	M272:250 x 89 x 38mm 	

※1 “**” is rated current.

	X series		Voltage	Package	Equivalent circuit
	Soft turn off				
	Device type	Current			
PrimePACK™	2MBI900XXA120P-50	900A	1200V	M271:172 x 89 x 38mm 	
	2MBI1200XXE120P-50	1200A	1200V		
	2MBI1400XXB120P-50	1400A	1200V	M272:250 x 89 x 38mm 	
	2MBI1800XXF120P-50	1800A	1200V		
	2MBI2400XRXG120-50	2400A	1200V	M291:250 x 89 x 38mm 	

Note: PrimePACK™ is registered trademarks of Infineon Technology AG, Germany.

Fuji's solutions for 2 level topology (10kW - 50kW)

PCS	Device rating	IGBT V series	IGBT X series / XS series	Number of parallel
10kW	1200V/40A	–	FGW40XS120C	1
15kW	1200V/50A	6MBI50VA-120-50 6MBI50VW-120-50	–	1
20kW	1200V/75A	2MBI75VA-120-50 6MBI75VA-120-50 6MBI75VW-120-50	FGW75XS120C ^{※1}	1
30kW	1200V/100A	2MBI100VA-120-50 6MBI100VA-120-50 6MBI100VW-120-50 6MBI100VB-120-50 6MBI100VX-120-50	2MBI100XAA120-50 6MBI100XAE120-50 6MBI100XBA120-50 6MBI100XXA120-50	1
	1200V/150A	2MBI150VA-120-50 2MBI150VB-120-50 6MBI150VB-120-50 6MBI150VX-120-50	2MBI150XAA120-50 6MBI150XBA120-50 6MBI150XXA120-50	1
50kW	1200V/180A	6MBI180VB-120-50 6MBI180VX-120-50	–	1
	1200V/200A	2MBI200VB-120-50 2MBI200VH-120-50	2MBI200XBE120-50 2MBI200XAA120-50 6MBI200XBA120-50 6MBI200XBE120-50 6MBI200XXA120-50 6MBI200XXE120-50	1
	1200V/300A	2MBI300VD-120-50 2MBI300VH-120-50 2MBI300VE-120-50 2MBI300VN-120-50	2MBI300XBE120-50 2MBI300XHA120-50 2MBI300XNA120-50	1


※1 Under development

Fuji's solutions for 2 level topology (100kW - 1000kW)

PCS	Device rating	IGBT V series	IGBT X series	Number of parallel
100kW	1200V/450A	2MBI450VH-120-50 2MBI450VE-120-50 2MBI450VN-120-50	2MBI450XHA120-50 2MBI450XEE120-50 2MBI450XNA120-50	1
125kW	1200V/600A	2MBI600VE-120-50 2MBI600VN-120-50 2MBI600VXA-120E-50	2MBI600XDE120-50 2MBI600XHA120-50 2MBI600XEE120-50 2MBI600XNG120-50	1
250kW	1200V/900A	2MBI900VXA-120E-50 2MBI900VXA-120P-50	2MBI900XXA120P-50	1
	1200V/1200A	—	2MBI1200XXE120P-50	1
	1200V/1400A	2MBI1400VXB-120E-50 2MBI1400VXB-120P-50	2MBI1400XXB120P-50	1
500kW	1200V/900A x 2p	2MBI900VXA-120E-50 2MBI900VXA-120P-50	2MBI900XXA120P-50	2
	1200V/1800A	—	2MBI1800XXF120P-50	1
	1200V/1200A x 2p	—	2MBI1200XXE120P-50	2
	1200V/1400A x 2p	2MBI1400VXB-120E-50 2MBI1400VXB-120P-50	2MBI1400XXB120P-50	2
1000kW	1200V/900A x 4p	2MBI900VXA-120E-50 2MBI900VXA-120P-50	2MBI900XXA120P-50	4
	1200V/1200A x 4p	—	2MBI1200XXE120P-50	4
	1200V/1400A x 4p	2MBI1400VXB-120E-50 2MBI1400VXB-120P-50	2MBI1400XXB120P-50	4

- Topology in solar inverter
- Fuji's solutions for 2 level topology
- **Fuji's solutions for 3 level topology**
- Introduction of Gate Driver Unit (GDU) and Snubber capacitors

12in1




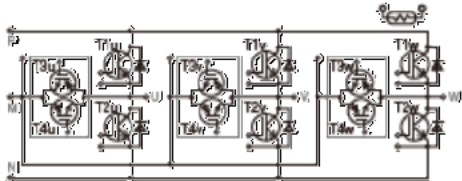

AC Switch




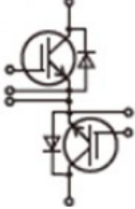
4in1(T-Type, I-Type)



Fuji IGBT modules for 3 level topology - 12in1, AC switch

	Device type ^{※1} (V series)	Current	Voltage	Package	Equivalent circuit
12in1	12MBI**VN-120-50	50A 75A 100A	1200V	M1203:122 x 62 x 17mm 	
	12MBI**VX-120-50	50A 75A 100A	1200V	M1202:122 x 62 x 17mm 	


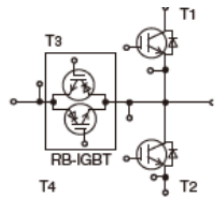
※1 “**” is rated current.

	Device type (V series)	Current	Voltage	Package	Equivalent circuit
AC switch	2MBI450VH-120F-50 2MBI450VH-120F-80	450A	1200V	M276:122 x 62 x 17mm 	


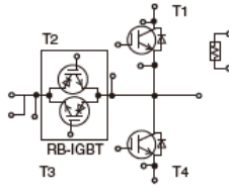
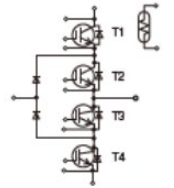
Note)

Please use AC switch in combination with 2MBI450VH-120-50, 2MBI450VH-120-80.

Fuji IGBT modules for 3 level topology - 4in1(T-Type, I-Type)

	Device type ^{※1} (V series)	Current	Voltage (T1, T2)	Voltage (T3, T4)	Package	Equivalent circuit
4in1 (T-Type)	4MBI300VG-120R-50	300A	1200V	1200V	M403:110 x 80 x 30mm 	
	4MBI**VF-120R-50	340A 400A	1200V	1200V		

※1 “**” is rated current.

	Device type ^{※1} (V series)	Current	Voltage (T1, T4)	Voltage (T2, T3)	Package	Equivalent circuit
4in1 (T-Type)	4MBI900VB-120RA-50 4MBI900VB-120RA-60	900A	1200V	600V	M404:110 x 80 x 30mm 	
	4MBI**VB-120R1-50 4MBI**VB-120R1-60	450A 650A 900A	1200V	900V		
4in1 (I-Type)	4MBI600VC-120-50 4MBI600VC-120-60	600A	1200V	1200V		

※1 “**” is rated current.

Fuji IGBT modules for 3 level topology (15kW - 1000kW)



PCS	Device rating	IGBT V series	Number of parallel
15kW	1200V/50A	12MBI50VN-120-50	1
		12MBI50VX-120-50	1
20kW	1200V/75A	12MBI75VN-120-50	1
		12MBI75VX-120-50	1
30kW	1200V/100A	12MBI100VN-120-50	1
		12MBI100VX-120-50	1
50kW	1200V/300A 1200V/340A	4MBI300VG-120R-50	1
		4MBI340VF-120R-50	1
100kW	1200V/400A 1200V/450A	4MBI400VF-120R-50	1
		4MBI450VB-120R1-50	1
		2MBI450VH-120-50 2MBI450VH-120F-50	1
125kW	1200V/300A x 2p 1200V/650A	4MBI300VG-120R-50	2
		4MBI650VB-120R1-50	1
250kW	1200V/300A x 4p 1200V/900A 1200V/600A (for 1500VDC)	4MBI300VG-120R-50	4
		4MBI900VB-120R1-50	1
		4MBI900VB-120RA-50	1
		4MBI600VC-120-50	1
500kW	1200V/900A x 2p 1200V/600A x 2p (for 1500VDC)	4MBI900VB-120R1-50	2
		4MBI900VB-120RA-50	2
		4MBI600VC-120-50	2
1000kW	1200V/900A x 4p 1200V/600A x 4p (for 1500VDC)	4MBI900VB-120R1-50	4
		4MBI900VB-120RA-50	4
		4MBI600VC-120-50	4


Note)
Applicable device might be different by control method, control condition, cooling condition, etc.

- Topology in solar inverter
- Fuji's solutions for 2 level topology
- Fuji's solutions for 3 level topology
- Introduction of Gate Driver Unit (GDU) and Snubber capacitors

Introduction of GDU for 2 level topology ($V_{CES} = 1200V$)



<https://www.tamuracorp.com/electronics/en/>




Package	I_C rating (A)	IGBT part No.	Driver part No.
Dual XT	225	2MBI225XNA120-50	2DUC51008CXE1
		2MBI225VN-120-50	
	300	2MBI300XNA120-50	
		2MBI300VN-120-50	
	450	2MBI450XNA120-50	
		2MBI450VN-120-50	
	600	2MBI600XNG120-50	
2MBI600VN-120-50			
2MBI600XNE120-50			
800	2MBI800XNE120-50		
1000	2MBI1000XRNE120-50		
PrimePACK™	600	2MBI600VXA-120E-50	2DUD51008CFP*
	900	2MBI900XXA120P-50	2DUD51008CFP*
		2MBI900VXA-120P-50	
	1200	2MBI900VXA-120E-50	2DUD51008CFP*
		2MBI1200XXE120P-50	
		2MBI1400XXB120P-50	
	1400	2MBI1400VXB-120E-50	2DUD51008CFP*
2MBI1400VXB-120P-50			
1800	2MBI1800XXF120P-50		
2400	2MBI2400XRXG120-50	2DUD51008DFQ2	

Note: PrimePACK™ is registered trademarks of Infineon Technology AG, Germany.

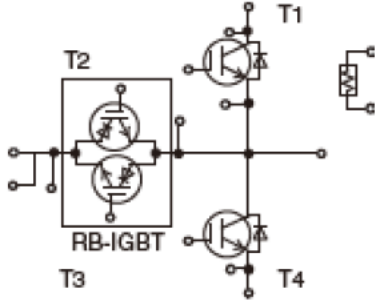
Introduction of GDU for 3 level topology



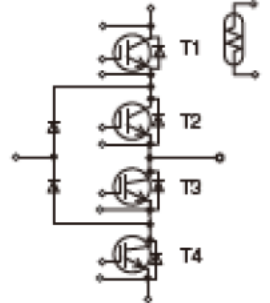
<https://www.tamuracorp.com/electronics/en/>



Package	V _{CES} (V) (T1, T4)	V _{CES} (V) (T2, T3)	I _C rating (A)	IGBT part No.	Driver part No.
M404	1200	900	450	4MBI450VB-120R1-50	4DUC51016CFA*
			650	4MBI650VB-120R1-50	
		600	900	4MBI900VB-120R1-50	4DUC51016CFA1
			900	4MBI900VB-120RA-50	4DUC51016CFA2
		1200	600	4MBI600VC-120-50	4DUC51016CFN1



4MBI**VB-120R1-50*¹
4MBI**VB-120RA-50*¹



4MBI600VC-120-50

¹ "" is rated current.

Introduction of GDU for 2 level topology ($V_{CES} = 1200V$)





Package	I_c rating (A)	IGBT part No.	Driver part No.	"xx" (driver version)
Dual XT	225	2MBI225VN-120-50	2SP0115T2xx -2MBI225VN-120-50	A0, AC, B0, B0C
	300	2MBI300VN-120-50	2SP0115T2xx -2MBI300VN-120-50	
	450	2MBI450VN-120-50	2SP0115T2xx -2MBI450VN-120-50	
	600	2MBI600VN-120-50	2SP0115T2xx -2MBI600VN-120-50	
	800	2MBI800XNE120-50	2SP0115T2xx -2MBI800XNE120-50	A0, A0C
PrimePACK™	900	2MBI900VXA-120E-50	2SP0320xx -2MBI900VXA-120E-50	T2A0, T2A0C, V2A0, V2A0C
		2MBI900VXA-120P-50	2SP0320xx -2MBI900VXA-120P-50	
	1400	2MBI1400VXB-120E-50	2SP0320xx -2MBI1400VXB-120E-50	T2A0, T2A0C, T2B0, T2B0C V2A0, V2A0C, V2B0, V2B0C
		2MBI1400VXB-120P-50	2SP0320xx -2MBI1400VXB-120P-50	

Note: PrimePACK™ is registered trademarks of Infineon Technology AG, Germany.

Introduction of GDU for 2 level topology ($V_{CES} = 1200V$)



<http://www.idc-com.co.jp/>



Package	I_C rating (A)	IGBT part No.	Driver part No.	
			Hybrid IC type	Mounted unit type
Dual XT	225	2MBI225VN-120-50	VLA542, VLA517, VLA551, VLA567	VLA598-01R
		2MBI225XNA120-50	VLA541, VLA517, VLA551, VLA567	
	300	2MBI300VN-120-50	VLA542, VLA517, VLA551, VLA567	
		2MBI300XNA120-50	VLA542, VLA517, VLA551, VLA567	
	450	2MBI450VN-120-50	VLA574, VLA500, VLA567	
		2MBI450XNA120-50	VLA542, VLA551, VLA567	
	600	2MBI600VN-120-50	VLA574, VLA500, VLA567	
		2MBI600XNG120-50	VLA542, VLA551, VLA567	
		2MBI600XNE120-50	VLA542, VLA551, VLA567	
	800	2MBI800XNE120-50	VLA574, VLA500, VLA567	
1000	2MBI1000XRNE120-50	VLA574, VLA500, VLA597		
PrimePACK™	600	2MBI600VXA-120E-50	VLA574, VLA500, VLA597	-
	900	2MBI900VXA-120E-50	VLA574, VLA500, VLA591	
		2MBI900VXA-120P-50	VLA574, VLA500, VLA591	
	1200	2MBI1200XXE120P-50	VLA574, VLA500, VLA597	
	1400	2MBI1400VXB-120E-50	VLA574, VLA552, VLA591	
		2MBI1400VXB-120P-50	VLA574, VLA552, VLA591	
	1800	2MBI1800XXF120P-50	VLA574, VLA500, VLA591	
2400	2MBI2400XRXG120-50	VLA552, VLA591		

Note: PrimePACK™ is registered trademarks of Infineon Technology AG, Germany.

$$C_s = \frac{L * I_o^2}{(V_{CEP} - E_d)^2}$$

- L: Main circuit wiring parasitic inductance
- I_o: Collector current at IGBT turn-off
- V_{CEP}: Snubber capacitor peak voltage
- E_d: DC supply voltage



Module rating		DC line inductance	snubber capacitance
V _{CES}	I _c		
1200V/1700V	100A	0.2 μH	0.47 μF
	300A	0.1 μH	3.3 μF
	450A	0.08 μH	4.7 μF
	1000A	0.07 μH	6.8 μF
	1400A	0.06 μH	12 μF



The information contained in this material is intended to assist in design and does not guarantee functionality, conditions, quality or application or its characteristics.

This information never ensure to enforce the industrial property and other rights, nor license the enforcement rights.

When using the contents of this document, please evaluate it in the application in which it will be used, and then judge the applicability at user's own risk. Fuji Electric is not respons ble for the applicability.